



# Portable Wireless Dimmer

## Instruction Manual

Models:

**DP1**

version 1.0 since 21 July 2017

**ATTENTION!**

This instruction manual contains important information about the installation and the use of the equipment. Please read and follow these instructions carefully.

Always ensure that the power to the equipment is disconnected before opening the equipment or commencing any maintenance work.

## **IMPORTANT INSTRUCTIONS:**

All safety and operating instructions should be read before the equipment is installed or operated.

## **IMPORTANT SAFETY INFORMATIONS:**

The following general safety precautions have to be observed during all phases of operation, service, and repair of this equipment. Failure to comply with these precautions or with specific warning in this manual violates safety standards of design, manufacture, and intended use of this equipment. Do not operate this equipment in the presence of flammable gases or fumes. Operation of any electrical instrument in such an environment constitutes a definite safety hazard. Do not operate this equipment near water or in areas with wet floors, also not in high humidity atmosphere where condensation forms on the equipment. It should never be placed near or over heat register or other source of heated air and it should not be installed or operated without proper ventilation.

Device must be connected to the secured circuit with circuit breaker or main switch 16A maximum. Device doesn't contain any fuse, no serviceable parts inside.

Digital dimmer DP1 is designed to fulfill all the requirements of most lighting applications – mainly in TV or special scenarios when the one channel dimming it's necessary. It's equipped with 400us Risetime choke which guarantee very low lamp noise. The main benefit of DP1 is using special Wireless DMX card inside which allows using device without DMX cable; additionally you can use DMX out connector as source of DMX signal for any other DMX equipment or color changer.



- **WDMX / DMX / Analogue controlled**
- **1 x 16 A output power**
- **Risetime 400 uS**
- **Quick setting with 10 pin DIP's**
- **DMX address selector**
- **DMX LTP function**
- **DMX input with THRU output**
- **WDMX input with DMX output function**
- **Analog potentiometer**
- **Phase-angle control with TRIAC**
- **Double Overheat protection**
- **Outputs connectors**
  - **SCHUKO**
  - **French SCHUKO**
  - **Swiss**
  - **Danish**
  - **CEE16/3p**
  - **Neutrik PowerCon**

### **DMX input with THRU output**

USITT DMX 512 (1990), Input is protected by transil diodes – high voltage protection by clamping action (peak power 600W, 10/1000us)

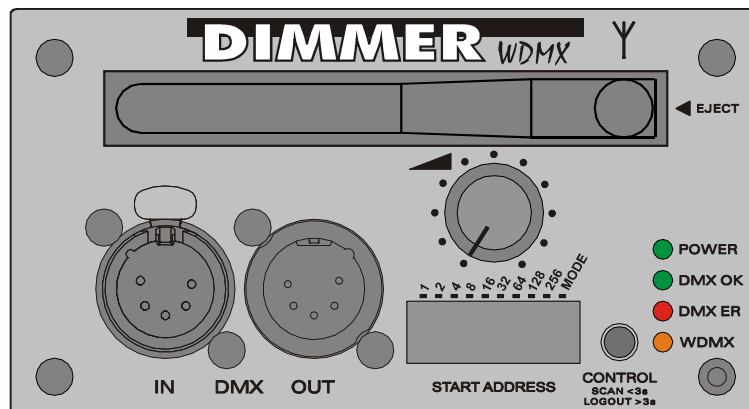
### **WDMX input**

USITT DMX 512 (1990), OEM card of wirelessdmx.com, fully compatible with WDMX TX, RX units of SRS Light Design. Maximum communication distance with 2dBi antenna is around 400m. Device is equipped with 2dBi antenna.

## **Device use:**

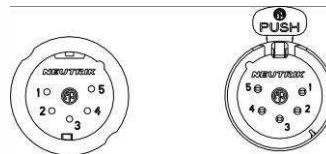
Digital dimmer DP1 is designed to fulfill all the requirements of most lighting applications – mainly in TV or special scenarios when the one channel dimming it's necessary. It's equipped with 400us Risetime chokes which guarantee very low lamp noise. The main benefit of DP1 is using special Wireless DMX card inside which allows to use device without DMX cable, additionally you can use DMX out connector as source of DMX signal for any other devices: color changers, other DMX equipment, Device should be controlled via WDMX, DMX or ANALOG fader and the controlling is via LTP rule. LTP: Latest takes precedence: change of one signal take controlling of output dimming signal.

## **Device Front panel description**



### **1. DMX in / DMX OUT connector**

Pin 1	GND
Pin 2	Data -
Pin 3	Data +
Pin 4,5	Not connected



### **2. DMX start address and MODE selector switch**

- DMX address : 0-9 switches : active on TOP
- MODE switch : 10 switch :
  - DMX & ANALOG – dip switch in position 1 – TOP
  - WDMX & ANALOG – DIP switch in position 0 - BOTTOM

### **3. ANALOG fader**

- 0-100% of output value

### **4. POWER LED**

- Solid GREEN – all OK
- Blinking GREEN – Over temperature
- Blinking fast GREEN – Under or Overvoltage

### **5. DMX OK LED**

- Solid GREEN – DMX signal OK
- Off – DMX signal not presence

### **6. DMX ERR LED**

- Solid RED – DMX signal ERR – check cable for 2/3 inv. connection
- Off – DMX signal not presence

### **7. WDMX LED**

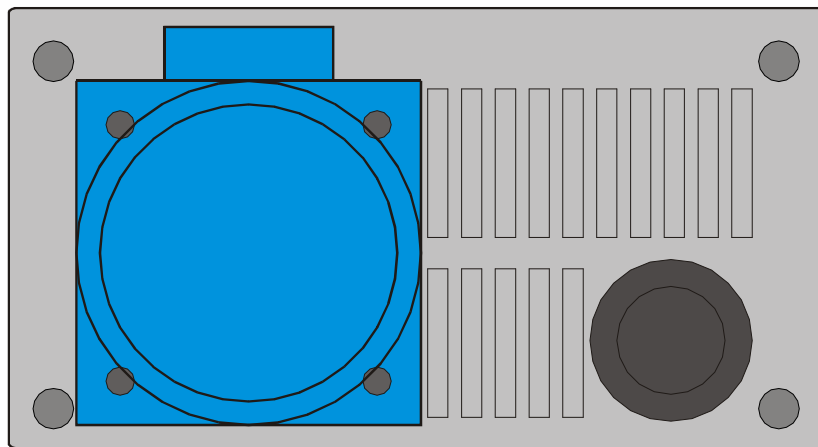
- Off / RED – WDMX device is off state by DIP switch
- Fast RED/GREEN flash – device is in pairing state by WDMX TX unit
- Slow RED/GREEN flash – WDMX TX unit have disconnected DMX signal cable, or DMX signal cable is connected wrong way
- Solid GREEN – WDMX signal is presence, DMX signal is OK

### **WDMX function description**

Digital dimmer DP1 is equipped with WDMX receiver function with DMX out feature. It means that if you have device switched to WDMX mode than you have on DMX OUT connector the DMX signal which is received by WDMX card. This feature helps to use device with color changers or use it as standard WDMX receiver with/without dimming function. This feature is specially made for TV and Film studios when dimming units are operated in free area and there should be problem with use of DMX cables.

WDMX device has own certification which should be delivered on request. Device is certified for using worldwide.

### **Device Back panel description**



1. Input : 16 A 3x1.5mm 2m long power cable
2. Schuko, French Schuko, Swiss, Denmark, Double Neutrik Powercon or UK output socket
3. MiniMCB 16A

### **Power supply**

230V – 50Hz, main cable 3 x 1.5mm 16A socket

### **Temperature of use**

-20...65°C

### **Dimensions**

Aluminium / steel housing with powder coating  
265 x 121 x 66 mm

### **Weight**

Dimmer DP1 3kg

### **Min./Max. Load**

60W / 3680W

**Warranty:**

The product design should be varied to keep the product continuously updated. These prices should be subject to possible variations for eventual rises of production costs or duties. Claims for possible damages during the freight, must be notified to the carrier. Any claim must be notified within 8 days from receive of the goods. The buyer is responsible of the right installation and use of the apparatus. This apparatus is guaranteed for **TWO YEARS** from date of purchase against defects of manufacture or materials. Defects and breakages caused by wrong connection or use of the apparatuses are not subject to guarantee. For any dispute is competent the Tribunal of Bratislava.

## DECLARATION OF CONFORMITY



**Name of producer:** SRS Group s.r.o.

**Address of producer:** Rybnicna 36/D, SK- 83106 Bratislava, Slovak Republic

*Declares that the product*

**Name of product:** Single channel dimming unit

**Type:** DP1

*Corresponds to the following product specifications:*

**EN60065, resp. EN60950-1**

**EN55103-1:2009**

**55103-2:2009**

**EN55014**

**EN55011**

### **Additional information:**

All DMX512 and analogue inputs and outputs must be shielded and the shielding must be connected to the ground respective to the case of the corresponding plug. The unit and all connected apparatuses must also be earthed via main cable. Always check for correct shielding of the device.

A handwritten signature in black ink, appearing to read 'Robert Sloboda', written over a horizontal line.

Bratislava, 10 May 2009

Robert Sloboda



Copyright 2017 SRS Group, s.r.o. | Specifications subject to change without notice.  
Document: DP1\_en\_manual\_M048.doc | Version 1.0 | Actual as of: 21 July 2017



**SRS Group s.r.o.**

Rybnicna 36/D | 831 07 Bratislava | Slovakia  
Phone: +421 2 44 681 417 | Fax: +421 2 4468 1419  
Email: [sales@srs-group.com](mailto:sales@srs-group.com) | [www.srs-group.com](http://www.srs-group.com)

